



2019 SANTOS TOUR DOWN UNDER

# STAGE 6 RESULTS

13-20 JANUARY 2019, ADELAIDE

[TOURDOWNUNDER.COM.AU](http://TOURDOWNUNDER.COM.AU)





## HONOR 6th STAGE

**BE SAFE BE SEEN MAC - STAGE 6**

151.500 km

### STAGE

**Stage winner**

21 PORTE Richie

TREK - SEGAFREDO

**Best Young Rider**

83 HAMILTON Christopher

*Sponsored by southaustralia.com*

TEAM SUNWEB



**Stage Best Team**

UAD UAE TEAM EMIRATES

**Most Competitive**

156 VAN POPPEL Danny

TEAM JUMBO - VISMA

### GENERAL

**General Classification**

1 IMPEY Daryl

*Sponsored by Santos*

MITCHELTON - SCOTT

**Sprint Classification**

171 BEVIN Patrick

*Sponsored by Ziptrak*

CCC TEAM

**KOM Classification**

184 LEA Jason

*Sponsored by Subaru*

UNISA - AUSTRALIA

**Young Classification**

83 HAMILTON Christopher

*Sponsored by southaustralia.com*

TEAM SUNWEB



**Team Classification**

UAD UAE TEAM EMIRATES

## CLASSIFICATION STAGE 6

### BE SAFE BE SEEN MAC - STAGE 6

SUNDAY, JANUARY 20, 2019

Distance : 151.500 km

Winner time : 3h30'14"

Average : 43.238 km/h

Rk	Bib	Name FirstName	Team	Nat	B	P	Gap	Rk	Bib	Name FirstName	Team	Nat	B	P	Gap
1	21	PORTE Richie	TFS	AUS	B:10"		00"	69	82	FROHLINGER Johannes	SUN	GER			"
2	165	POELS Wout	SKY	NED	B:06"		"	70	166	ROWE Luke	SKY	GBR			"
3	1	IMPEY Daryl	MTS	RSA	B:04"		"	71	36	KLUGE Roger	LTS	GER			05'40"
4	63	DENNIS Rohan	TBM	AUS			03"	72	143	MORKOV Michael	DQT	DEN			"
5	107	SANCHEZ GIL Luis Leon	AST	ESP			06"	73	56	*DAVIES Scott	TDD	GBR			"
6	83	*HAMILTON Christopher	SUN	AUS			10"	74	43	*OLIVEIRA ALVES Ivo Emanuel	UAD	POR			"
7	71	WOODS Michael	EF1	CAN			15"	75	146	*KNOX James	DQT	GBR			"
8	47	ULISSI Diego	UAD	ITA			17"	76	174	OWSIAN Lukasz	CPT	POL			05'41"
9	57	SLAGTER Tom-Jelte	TDD	NED			"	77	175	ROSSKOPF Joseph	CPT	USA			"
10	145	DEVENYNS Dries	DQT	BEL			"	78	115	HALLER Marco	TKA	AUT			"
11	113	*GUERREIRO Ruben	TKA	POR			"	79	183	*TOOVEY Ayden	AUS	AUS			"
12	54	*GIBBONS Ryan	TDD	RSA			20"	80	171	BEVIN Patrick	CPT	NZL			"
13	133	FERNANDEZ Ruben	MOV	ESP			"	81	74	MORTON Lachlan	EF1	AUS			05'46"
14	61	POZZOVIVO Domenico	TBM	ITA			"	82	5	HEPBURN Michael	MTS	AUS			05'53"
15	45	*POGACAR Tadej	UAD	SLO			"	83	3	EDMONDSON Alexander	MTS	AUS			"
16	151	BENNETT George	TJV	NZL			"	84	2	DURBRIDGE Luke	MTS	AUS			"
17	46	POLANC Jan	UAD	SLO			30"	85	22	CLARKE William	TFS	AUS			06'00"
18	167	VAN BAARLE Dylan	SKY	NED			"	86	186	*POTTER Michael	AUS	AUS			07'00"
19	135	PRADES REVERTER Eduard	MOV	ESP			41"	87	31	*EWAN Caleb	LTS	AUS			"
20	84	*HINDLEY Jai	SUN	AUS			43"	88	4	HAYMAN Mathew	MTS	AUS			07'02"
21	55	*O'CONNOR Ben	TDD	AUS			"	89	122	HOELGAARD Daniel	GFC	NOR			"
22	6	*HAMILTON Lucas	MTS	AUS			48"	90	44	*PHILIPSEN Jasper	UAD	BEL			07'18"
23	15	*MUHLBERGER Gregor	BOH	AUT			51"	91	155	LEEZER Thomas	TJV	NED			07'30"
24	124	LUDVIGSSON Tobias	GFC	SWE			53"	92	81	*BOL Cees	SUN	NED			"
25	86	*STORER Michael	SUN	AUS			"	93	25	*MULLEN Ryan	TFS	IRL			"
26	125	MORABITO Steve	GFC	SUI			"	94	184	*LEA Jason	AUS	AUS			"
27	181	*HARPER Chris	AUS	AUS			"	95	92	BAGDONAS Gediminas	ALM	LTU			08'30"
28	134	MAS Lluís	MOV	ESP			"	96	37	DE GENDT Thomas	LTS	BEL			09'13"
29	14	MCCARTHY Jay	BOH	AUS			"	97	156	VAN POPPEL Danny	TJV	NED	B:06"		"
30	152	GESINK Robert	TJV	NED			"	98	32	BLYTHE Adam	LTS	GBR			09'41"
31	65	PERNSTEINER Hermann	TBM	AUT			59"	99	11	SAGAN Peter	BOH	SVK			"
32	34	HAGEN Carl Fredrik	LTS	NOR			"	100	23	DE KORT Koen	TFS	NED			"
33	172	DE LA PARTE Victor	CPT	ESP			"	101	42	SUTHERLAND Rory	UAD	AUS			"
34	153	*HOFSTEDE Lennard	TJV	NED			"	102	164	KNEES Christian	SKY	GER			"
35	147	*CAVAGNA Rémi	DQT	FRA			"	103	95	*DENZ Nico	ALM	GER			"
36	182	*SUNDERLAND Dylan	AUS	AUS			01'09"	104	53	*DLAMINI Nicholas	TDD	RSA			"
37	91	LATOURE Pierre-Roger	ALM	FRA			"	105	161	DOULL Owain	SKY	GBR			"
38	97	*PETERS Nans	ALM	FRA			01'27"	106	104	FOMINYKH Daniil	AST	KAZ			"
39	96	DUPONT Hubert	ALM	FRA			01'35"	107	13	GATTO Oscar	BOH	ITA			"
40	93	CHEVRIER Clément	ALM	FRA			"	108	12	BODNAR Maciej	BOH	POL			"
41	27	STETINA Peter	TFS	USA			01'56"	109	106	ZAKHAROV Artyom	AST	KAZ			"
42	66	ARASHIRO Yukiya	TBM	JPN			"	110	72	DOCKER Mitchell	EF1	AUS			"
43	7	MEYER Cameron	MTS	AUS			02'01"	111	176	VENTOSO ALBERDI Francisco Jose	CPT	ESP			"
44	162	ELISSONDE Kenny	SKY	FRA			02'04"	112	173	*MARECZKO Jakub	CPT	ITA			"
45	121	*SCOTSON Miles	GFC	AUS			02'54"	113	75	SCULLY Thomas	EF1	NZL			"
46	137	VALLS Rafael	MOV	ESP			02'56"	114	117	*STRAKHOV Dmitrii	TKA	RUS			"
47	33	MARCZYNSKI Tomasz	LTS	POL			"	115	17	PÖSTLBERGER Lukas	BOH	AUT	B:02"		13'28"
48	76	*WHELAN James	EF1	AUS			03'05"	116	67	SIEBERG Marcel	TBM	GER			13'41"
49	187	*WHITE Nick	AUS	AUS	B:03"		"	117	62	*BAUHAUS Phil	TBM	GER			"
50	126	*FRANKINY Kilian	GFC	SUI			"	118	154	LINDEMAN Bert-Jan	TJV	NED			"
51	52	BAK Lars Ytting	TDD	DEN			"	119	26	REIJNEN Kiel	TFS	USA			"
52	51	VALGREN ANDERSEN Michael	TDD	DEN			"	120	163	*HALVORSEN Kristoffer	SKY	NOR			"
53	35	HANSEN Adam	LTS	AUS			"	121	87	WALSCHEID Maximilian Richard	SUN	GER			"
54	123	LADAGNOUS Matthieu	GFC	FRA			"	122	185	*VAN DER PLOEG Neil	AUS	AUS			"
55	116	KUZNETSOV Viacheslav	TKA	RUS			"	123	141	VIVIANI Elia	DQT	ITA			"
56	127	*VINCENT Léo	GFC	FRA			"	124	142	SABATINI Fabio	DQT	ITA			"
57	24	PANTANO Jarlinson	TFS	COL			03'12"	125	177	*SAJNOK Szymon	CPT	POL			"
58	157	WYNANTS Maarten	TJV	BEL			04'44"	126	112	DEBUSSCHERE Jens	TKA	BEL			"
59	102	BOARO Manuele	AST	ITA			04'52"	127	94	*COSNEFROY Benoît	ALM	FRA			"
60	41	BYSTRØM Sven Erik	UAD	NOR			"	128	114	HAAS Nathan	TKA	AUS			24'16"
61	16	OSS Daniel	BOH	ITA			"	129	111	DOWSETT Alex	TKA	GBR			"
62	136	SUTTERLIN Jasha	MOV	GER	B:01"		"								
63	64	HAUSSLER Heinrich	TBM	AUS			"								
64	131	*CARRETERO Hector	MOV	ESP			05'00"								
65	101	*BALLERINI Davide	AST	ITA			05'36"								
66	105	*GIDICH Yevgeniy	AST	KAZ			"								
67	103	DE VREESE Laurens	AST	BEL			"								
68	77	BETTIOLO Alberto	EF1	ITA			"								

Abandon

73 MCLAY Daniel  
132 \*CASTRILLO ZAPATER Jaime

2 coureur(s).

## GENERAL CLASSIFICATION STAGE 6

BE SAFE BE SEEN MAC - STAGE 6

Distance : 827.500 km  
Winner time : 20h30'42"  
Average : 40.330 km/h

SUNDAY, JANUARY 20, 2019

Sponsored by Santos

Rk	Bib	Name	FirstName	Team	Nat	Time	Gap	Rk	Bib	Name	FirstName	Team	Nat	Time	Gap
1	1	IMPEY	Daryl	MTS	RSA	20h30'42"	00"	64	3	EDMONDSON	Alexander	MTS	AUS	20h45'28"	14'46"
2	21	PORTE	Richie	TFS	AUS	20h30'55"	13"	65	5	HEPBURN	Michael	MTS	AUS	20h45'40"	14'58"
3	165	PEELS	Wout	SKY	NED	20h30'59"	17"	66	25	*MULLEN	Ryan	TFS	IRL	20h46'37"	15'55"
4	107	SANCHEZ GIL	Luis Leon	AST	ESP	20h31'01"	19"	67	172	DE LA PARTE	Victor	CPT	ESP	20h46'39"	15'57"
5	63	DENNIS	Rohan	TBM	AUS	20h31'08"	26"	68	156	VAN POPPEL	Danny	TJV	NED	20h47'07"	16'25"
6	83	*HAMILTON	Christopher	SUN	AUS	20h31'15"	33"	69	126	*FRANKINY	Kilian	GFC	SUI	20h47'09"	16'27"
7	71	WOODS	Michael	EF1	CAN	20h31'20"	38"	70	123	LADAGNOUS	Matthieu	GFC	FRA	"	"
8	113	*GUERREIRO	Ruben	TKA	POR	20h31'22"	40"	71	155	LEEZER	Thomas	TJV	NED	20h47'34"	16'52"
9	47	ULISSI	Diego	UAD	ITA	"	"	72	93	CHEVRIER	Clément	ALM	FRA	20h47'39"	16'57"
10	145	DEVENYNS	Dries	DQT	BEL	"	"	73	183	*TOOVEY	Ayden	AUS	AUS	20h47'41"	16'59"
11	54	*GIBBONS	Ryan	TDD	RSA	20h31'25"	43"	74	37	DE GENDT	Thomas	LTS	BEL	20h48'02"	17'20"
12	151	BENNETT	George	TJV	NZL	"	"	75	35	HANSEN	Adam	LTS	AUS	20h48'52"	18'10"
13	45	*POGACAR	Tadej	UAD	SLO	"	"	76	77	BETTIOL	Alberto	EF1	ITA	20h49'15"	18'33"
14	61	POZZOVIVO	Domenico	TBM	ITA	"	"	77	44	*PHILIPSEN	Jasper	UAD	BEL	20h49'23"	18'41"
15	46	POLANC	Jan	UAD	SLO	20h31'35"	53"	78	2	DURBRIDGE	Luke	MTS	AUS	20h49'50"	19'08"
16	167	VAN BAARLE	Dylan	SKY	NED	"	"	79	82	FRÖHLINGER	Johannes	SUN	GER	20h50'04"	19'22"
17	57	SLAGTER	Tom-Jelte	TDD	NED	20h31'43"	01'01"	80	127	*VINCENT	Léo	GFC	FRA	20h50'32"	19'50"
18	84	*HINDLEY	Jai	SUN	AUS	20h31'48"	01'06"	81	97	*PETERS	Nans	ALM	FRA	20h50'56"	20'14"
19	6	*HAMILTON	Lucas	MTS	AUS	20h32'00"	01'18"	82	74	MORTON	Lachlan	EF1	AUS	20h51'05"	20'23"
20	55	*O'CONNOR	Ben	TDD	AUS	20h32'09"	01'27"	83	101	*BALLERINI	Davide	AST	ITA	20h52'04"	21'22"
21	15	*MUHLBERGER	Gregor	BOH	AUT	20h32'17"	01'35"	84	4	HAYMAN	Mathew	MTS	AUS	20h52'33"	21'51"
22	135	PRADES REVERTER	Eduard	MOV	ESP	20h32'18"	01'36"	85	104	FOMINYKH	Daniil	AST	KAZ	20h52'48"	22'06"
23	124	LUDVIGSSON	Tobias	GFC	SWE	20h32'19"	01'37"	86	75	SCULLY	Thomas	EF1	NZL	20h52'52"	22'10"
24	134	MAS	Lluis	MOV	ESP	20h32'26"	01'44"	87	164	KNEES	Christian	SKY	GER	20h53'05"	22'23"
25	125	MORABITO	Steve	GFC	SUI	20h32'30"	01'48"	88	43	*OLIVEIRA ALVES	Ivo Emanuel	UAD	POR	20h53'19"	22'37"
26	181	*HARPER	Chris	AUS	AUS	"	"	89	166	ROWE	Luke	SKY	GBR	20h53'42"	23'00"
27	65	PERNSTEINER	Hermann	TBM	AUT	"	"	90	122	HOELGAARD	Daniel	GFC	NOR	20h53'47"	23'05"
28	86	*STORER	Michael	SUN	AUS	20h32'42"	02'00"	91	157	WYNANTS	Maarten	TJV	BEL	20h53'59"	23'17"
29	147	*CAVAGNA	Rémi	DQT	FRA	20h32'43"	02'01"	92	102	BOARO	Manuele	AST	ITA	20h54'38"	23'56"
30	182	*SUNDERLAND	Dylan	AUS	AUS	20h32'53"	02'11"	93	72	DOCKER	Mitchell	EF1	AUS	20h54'39"	23'57"
31	152	GESINK	Robert	TJV	NED	20h32'54"	02'12"	94	62	*BAUHAUS	Phil	TBM	GER	20h54'56"	24'14"
32	91	LATOUP	Pierre-Roger	ALM	FRA	20h33'03"	02'21"	95	31	*EWAN	Caleb	LTS	AUS	20h55'03"	24'21"
33	14	MCCARTHY	Jay	BOH	AUS	20h33'13"	02'31"	96	22	CLARKE	William	TFS	AUS	20h55'11"	24'29"
34	7	MEYER	Cameron	MTS	AUS	20h33'27"	02'45"	97	12	BODNAR	Maciej	BOH	POL	20h55'15"	24'33"
35	153	*HOFSTEDE	Lennard	TJV	NED	20h33'43"	03'01"	98	174	OWSIAN	Lukasz	CPT	POL	20h55'34"	24'53"
36	34	HAGEN	Carl Fredrik	LTS	NOR	20h33'58"	03'16"	99	161	DOULL	Owain	SKY	GBR	20h56'28"	25'46"
37	51	VALGREN ANDERSEN	Michael	TDD	DEN	20h34'42"	04'00"	100	53	*DLAMINI	Nicholas	TDD	RSA	20h56'39"	25'57"
38	116	KUZNETSOV	Viacheslav	TKA	RUS	20h35'15"	04'33"	101	143	MORKOV	Michael	DQT	BEN	20h56'53"	26'11"
39	66	ARASHIRO	Yukiya	TBM	JPN	20h36'01"	05'19"	102	103	DE VREESE	Laurens	AST	BEL	20h57'33"	26'51"
40	52	BAK	Lars Ytting	TDD	DEN	20h36'05"	05'23"	103	106	ZAKHAROV	Artyom	AST	KAZ	20h57'44"	27'02"
41	171	BEVIN	Patrick	CPT	NZL	20h36'20"	05'38"	104	142	SABATINI	Fabio	DQT	ITA	20h57'47"	27'05"
42	137	VALLS	Rafael	MOV	ESP	20h36'29"	05'47"	105	186	*POTTER	Michael	AUS	AUS	20h57'48"	27'06"
43	121	*SCOTSON	Miles	GFC	AUS	20h36'49"	06'07"	106	23	DE KORT	Koen	TFS	NED	20h57'50"	27'08"
44	162	ELISSONDE	Kenny	SKY	FRA	20h37'49"	07'07"	107	184	*LEA	Jason	AUS	AUS	20h58'05"	27'23"
45	131	*CARRETERO	Hector	MOV	ESP	20h38'06"	07'24"	108	154	LINDEMAN	Bert-Jan	TJV	NED	20h58'19"	27'37"
46	76	*WHELAN	James	EF1	AUS	20h38'29"	07'47"	109	81	*BOL	Cees	SUN	NED	20h58'36"	27'54"
47	96	DUPONT	Hubert	ALM	FRA	20h38'48"	08'06"	110	36	KLUGE	Roger	LTS	GER	20h59'26"	28'44"
48	146	*KNOX	James	DQT	GBR	20h39'06"	08'24"	111	42	SUTHERLAND	Rory	UAD	AUS	21h01'06"	30'24"
49	64	HAUSSLER	Heinrich	TBM	AUS	20h39'31"	08'49"	112	176	VENTOSO ALBERDI	Francisco Jose	CPT	ESP	21h01'21"	30'39"
50	27	STETINA	Peter	TFS	USA	20h39'47"	09'05"	113	32	BLYTHE	Adam	LTS	GBR	"	"
51	24	PANTANO	Jarlinson	TFS	COL	20h39'49"	09'07"	114	173	*MARECZKO	Jakub	CPT	ITA	21h01'48"	31'06"
52	16	OSS	Daniel	BOH	ITA	20h40'22"	09'40"	115	95	*DENZ	Nico	ALM	GER	21h01'56"	31'14"
53	41	BYSTRØM	Sven Erik	UAD	NOR	20h40'37"	09'55"	116	92	BAGDONAS	Gediminas	ALM	LTU	21h02'42"	32'00"
54	33	MARCZYNSKI	Tomasz	LTS	POL	"	"	117	163	*HALVORSEN	Kristoffer	SKY	NOR	21h04'09"	33'27"
55	11	SAGAN	Peter	BOH	SVK	20h40'58"	10'16"	118	112	DEBUSSCHERE	Jens	TKA	BEL	21h04'11"	33'29"
56	136	SUTTERLIN	Jasha	MOV	GER	20h41'30"	10'48"	119	141	VIVIANI	Elia	DQT	ITA	21h04'38"	33'56"
57	117	*STRAKHOV	Dmitrii	TKA	RUS	20h42'01"	11'19"	120	87	WALSCHIED	Maximilian Richard	SUN	GER	21h04'49"	34'07"
58	187	*WHITE	Nick	AUS	AUS	20h42'20"	11'38"	121	185	*VAN DER PLOEG	Neil	AUS	AUS	21h04'55"	34'13"
59	56	*DAVIES	Scott	TDD	GBR	20h42'46"	12'04"	122	67	SIEBERG	Marcel	TBM	GER	21h05'04"	34'22"
60	133	FERNANDEZ	Ruben	MOV	ESP	20h42'51"	12'09"	123	13	GATTO	Oscar	BOH	ITA	21h07'17"	36'35"
61	115	HALLER	Marco	TKA	AUT	20h42'53"	12'11"	124	94	*COSNEFROY	Benoit	ALM	FRA	21h07'30"	36'48"
62	175	ROSSKOPF	Joseph	CPT	USA	20h44'29"	13'47"	125	114	HAAS	Nathan	TKA	AUS	21h08'03"	37'21"
63	105	*GIDICH	Yevgeniy	AST	KAZ	20h44'30"	13'48"	126	26	REIJNEN	Kiel	TFS	USA	21h11'14"	40'32"

## GENERAL CLASSIFICATION STAGE 6

**BE SAFE BE SEEN MAC - STAGE 6**

SUNDAY, JANUARY 20, 2019

**Sponsored by Santos**

*Distance : 827.500 km  
Winner time : 20h30'42"  
Average : 40.330 km/h*

Rk	Bib	Name	FirstName	Team	Nat	Time	Gap	Rk	Bib	Name	FirstName	Team	Nat	Time	Gap
127	17	POSTLBERGER	Lukas	BOH	AUT	21h11'55"	41'13"								
128	111	DOWSETT	Alex	TKA	GBR	21h13'36"	42'54"								
129	177	*SAJNOK	Szymon	CPT	POL	21h18'40"	47'58"								

## SPRINT CLASSIFICATION STAGE 6

**BE SAFE BE SEEN MAC - STAGE 6**

**SUNDAY, JANUARY 20, 2019**

**Sponsored by Ziptrak**

### Stage Classification

Rk	Bib	Name First Name	Nat	Team	Points
<b>Ziptrak Sprint #1 - Snapper Point - km 63.4</b>					
1	156	VAN POPPEL Danny	NED	TJV	5
2	187	WHITE Nick	AUS	AUS	3
3	136	SUTTERLIN Jasha	GER	MOV	2
<b>Ziptrak Sprint #2 - Snapper Point - km 103.4</b>					
1	156	VAN POPPEL Danny	NED	TJV	5
2	17	PÖSTLBERGER Lukas	AUT	BOH	3
3	187	WHITE Nick	AUS	AUS	2
<b>Finish - Willunga Hill - km 151.5</b>					
1	21	PORTE Richie	AUS	TFS	15
2	165	POELS Wout	NED	SKY	14
3	1	IMPEY Daryl	RSA	MTS	13
4	63	DENNIS Rohan	AUS	TBM	12
5	107	SANCHEZ GIL Luis Leon	ESP	AST	11
6	83	HAMILTON Christopher	AUS	SUN	10
7	71	WOODS Michael	CAN	EF1	9
8	47	ULISSI Diego	ITA	UAD	8
9	57	SLAGTER Tom-Jelte	NED	TDD	7
10	145	DEVENYNS Dries	BEL	DQT	6

### General Classification

Rk	Bib	Name First Name	Nat	Team	Points
1	171	BEVIN Patrick	NZL	CPT	56
2	156	VAN POPPEL Danny	NED	TJV	54
3	11	SAGAN Peter	SVK	BOH	50
4	1	IMPEY Daryl	RSA	MTS	49
5	107	SANCHEZ GIL Luis Leon	ESP	AST	46
6	141	VIVIANI Elia	ITA	DQT	45
7	44	PHILIPSEN Jasper	BEL	UAD	38
8	62	BAUHAUS Phil	GER	TBM	32
9	83	HAMILTON Christopher	AUS	SUN	24
10	165	POELS Wout	NED	SKY	21
11	113	GUERREIRO Ruben	POR	TKA	21
12	54	GIBBONS Ryan	RSA	TDD	19
13	163	HALVORSEN Kristoffer	NOR	SKY	18
14	71	WOODS Michael	CAN	EF1	17
15	47	ULISSI Diego	ITA	UAD	17
16	21	PORTE Richie	AUS	TFS	15
17	87	WALSCHIED Maximilian Richard	GER	SUN	14
18	173	MARECZKO Jakub	ITA	CPT	13
19	63	DENNIS Rohan	AUS	TBM	12
20	112	DEBUSSCHERE Jens	BEL	TKA	12
21	133	FERNANDEZ Ruben	ESP	MOV	11
22	106	ZAKHAROV Artyom	KAZ	AST	10
23	187	WHITE Nick	AUS	AUS	10
24	151	BENNETT George	NZL	TJV	10
25	46	POLANC Jan	SLO	UAD	10
26	184	LEA Jason	AUS	AUS	9
27	81	BOL Cees	NED	SUN	9
28	86	STORER Michael	AUS	SUN	8
29	45	POGACAR Tadej	SLO	UAD	8
30	57	SLAGTER Tom-Jelte	NED	TDD	7
31	26	REIJNEN Kiel	USA	TFS	7
32	145	DEVENYNS Dries	BEL	DQT	6
33	61	POZZOVIVO Domenico	ITA	TBM	6
34	167	VAN BAARLE Dylan	NED	SKY	6
35	101	BALLERINI Davide	ITA	AST	6
36	122	HOELGAARD Daniel	NOR	GFC	6
37	37	DE GENDT Thomas	BEL	LTS	5
38	136	SUTTERLIN Jasha	GER	MOV	5
39	65	PERNSTEINER Hermann	AUT	TBM	3
40	95	DENZ Nico	GER	ALM	3
41	17	PÖSTLBERGER Lukas	AUT	BOH	3
42	121	SCOTSON Miles	AUS	GFC	2
43	3	EDMONDSON Alexander	AUS	MTS	2
44	127	VINCENT Léo	FRA	GFC	2
45	176	VENTOSO ALBERDI Francisco Jose	ESP	CPT	2
46	94	COSNEFROY Benoit	FRA	ALM	2
31		EWAN Caleb	AUS	LTS	-1

## KOM CLASSIFICATION STAGE 6

**BE SAFE BE SEEN MAC - STAGE 6**  
SUNDAY, JANUARY 20, 2019

Sponsored by Subaru

### Stage classification

Rk	Bib	Name FirstName	Nat	Team	Point
<b>Willunga Hill - km 129.1</b>					
1	162	ELISSONDE Kenny	FRA	SKY	16
2	165	POELS Wout	NED	SKY	12
3	187	WHITE Nick	AUS	AUS	8
4	131	CARRETERO Hector	ESP	MOV	6
5	55	O'CONNOR Ben	AUS	TDD	4
6	16	OSS Daniel	ITA	BOH	2

### Willunga Hill - km 151.5

1	21	PORTE Richie	AUS	TFS	16
2	165	POELS Wout	NED	SKY	12
3	1	IMPEY Daryl	RSA	MTS	8
4	63	DENNIS Rohan	AUS	TBM	6
5	107	SANCHEZ GIL Luis Leon	ESP	AST	4
6	83	HAMILTON Christopher	AUS	SUN	2

### General classification

Rk	Bib	Name FirstName	Nat	Team	Point
1	184	LEA Jason	AUS	AUS	30
2	165	POELS Wout	NED	SKY	30
3	21	PORTE Richie	AUS	TFS	28
4	151	BENNETT George	NZL	TJV	16
5	162	ELISSONDE Kenny	FRA	SKY	16
6	102	BOARO Manuele	ITA	AST	14
7	106	ZAKHAROV Artyom	KAZ	AST	12
8	1	IMPEY Daryl	RSA	MTS	8
9	71	WOODS Michael	CAN	EF1	8
10	187	WHITE Nick	AUS	AUS	8
11	63	DENNIS Rohan	AUS	TBM	6
12	83	HAMILTON Christopher	AUS	SUN	6
13	131	CARRETERO Hector	ESP	MOV	6
14	93	CHEVRIER Clément	FRA	ALM	6
15	186	POTTER Michael	AUS	AUS	6
16	107	SANCHEZ GIL Luis Leon	ESP	AST	4
17	55	O'CONNOR Ben	AUS	TDD	4
18	171	BEVIN Patrick	NZL	CPT	4
19	76	WHELAN James	AUS	EF1	4
20	185	VAN DER PLOEG Neil	AUS	AUS	4
21	167	VAN BAARLE Dylan	NED	SKY	2
22	86	STORER Michael	AUS	SUN	2
23	16	OSS Daniel	ITA	BOH	2
24	53	DLAMINI Nicholas	RSA	TDD	2



## BEST YOUNG RIDER CLASSIFICATION STAGE 6

**BE SAFE BE SEEN MAC - STAGE 6**

**SUNDAY, JANUARY 20, 2019**

**Sponsored by southaustralia.com**

Stage classification							General classification									
Distance : 151,500 km							Total distance : 827.500 km									
Time of the first : 3h30'24"							Time of the first : 20h31'15"									
Average : 43,203 km/h							Average : 40.325 km/h									
Rk	Bib	Name	FirstName	Team	Nat	B	P	Gap	Rk	Bib	Name	FirstName	Team	Nat	Time	Gap
1	83	HAMILTON	Christopher	SUN	AUS			00"	1	83	HAMILTON	Christopher	SUN	AUS	20h31'15"	00"
2	113	GUERREIRO	Ruben	TKA	POR			07"	2	113	GUERREIRO	Ruben	TKA	POR	20h31'22"	07"
3	54	GIBBONS	Ryan	TDD	RSA			10"	3	54	GIBBONS	Ryan	TDD	RSA	20h31'25"	10"
4	45	POGACAR	Tadej	UAD	SLO			"	4	45	POGACAR	Tadej	UAD	SLO	20h31'25"	"
5	84	HINDLEY	Jai	SUN	AUS			33"	5	84	HINDLEY	Jai	SUN	AUS	20h31'48"	33"
6	55	O'CONNOR	Ben	TDD	AUS			"	6	6	HAMILTON	Lucas	MTS	AUS	20h32'00"	45"
7	6	HAMILTON	Lucas	MTS	AUS			38"	7	55	O'CONNOR	Ben	TDD	AUS	20h32'09"	54"
8	15	MUHLBERGER	Gregor	BOH	AUT			41"	8	15	MUHLBERGER	Gregor	BOH	AUT	20h32'17"	01'02"
9	86	STORER	Michael	SUN	AUS			43"	9	181	HARPER	Chris	AUS	AUS	20h32'30"	01'15"
10	181	HARPER	Chris	AUS	AUS			"	10	86	STORER	Michael	SUN	AUS	20h32'42"	01'27"
11	153	HOFSTEDE	Lennard	TJV	NED			49"	11	147	CAVAGNA	Rémi	DQT	FRA	20h32'43"	01'28"
12	147	CAVAGNA	Rémi	DQT	FRA			"	12	182	SUNDERLAND	Dylan	AUS	AUS	20h32'53"	01'38"
13	182	SUNDERLAND	Dylan	AUS	AUS			59"	13	153	HOFSTEDE	Lennard	TJV	NED	20h33'43"	02'28"
14	97	PETERS	Nans	ALM	FRA			01'17"	14	121	SCOTSON	Miles	GFC	AUS	20h36'49"	05'34"
15	121	SCOTSON	Miles	GFC	AUS			02'44"	15	131	CARRETERO	Hector	MOV	ESP	20h38'06"	06'51"
16	76	WHELAN	James	EF1	AUS			02'55"	16	76	WHELAN	James	EF1	AUS	20h38'29"	07'14"
17	187	WHITE	Nick	AUS	AUS	B:03"		"	17	146	KNOX	James	DQT	GBR	20h39'06"	07'51"
18	126	FRANKINY	Kilian	GFC	SUI			"	18	117	STRAKHOV	Dmitrii	TKA	RUS	20h42'01"	10'46"
19	127	VINCENT	Léo	GFC	FRA			"	19	187	WHITE	Nick	AUS	AUS	20h42'20"	11'05"
20	131	CARRETERO	Hector	MOV	ESP			04'50"	20	56	DAVIES	Scott	TDD	GBR	20h42'46"	11'31"
21	101	BALLERINI	Davide	AST	ITA			05'26"	21	105	GIDICH	Yevgeniy	AST	KAZ	20h44'30"	13'15"
22	105	GIDICH	Yevgeniy	AST	KAZ			"	22	25	MULLEN	Ryan	TFS	IRL	20h46'37"	15'22"
23	56	DAVIES	Scott	TDD	GBR			05'30"	23	126	FRANKINY	Kilian	GFC	SUI	20h47'09"	15'54"
24	43	OLIVEIRA ALVES	Ivo Emanuel	UAD	POR			"	24	183	TOOVEY	Ayden	AUS	AUS	20h47'41"	16'26"
25	146	KNOX	James	DQT	GBR			"	25	44	PHILIPSEN	Jasper	UAD	BEL	20h49'23"	18'08"
26	183	TOOVEY	Ayden	AUS	AUS			05'31"	26	127	VINCENT	Léo	GFC	FRA	20h50'32"	19'17"
27	186	POTTER	Michael	AUS	AUS			06'50"	27	97	PETERS	Nans	ALM	FRA	20h50'56"	19'41"
28	31	EWAN	Caleb	LTS	AUS			"	28	101	BALLERINI	Davide	AST	ITA	20h52'04"	20'49"
29	44	PHILIPSEN	Jasper	UAD	BEL			07'08"	29	43	OLIVEIRA ALVES	Ivo Emanuel	UAD	POR	20h53'19"	22'04"
30	81	BOL	Cees	SUN	NED			07'20"	30	62	BAUHAUS	Phil	TBM	GER	20h54'56"	23'41"
31	25	MULLEN	Ryan	TFS	IRL			"	31	31	EWAN	Caleb	LTS	AUS	20h55'03"	23'48"
32	184	LEA	Jason	AUS	AUS			"	32	53	DLAMINI	Nicholas	TDD	RSA	20h56'39"	25'24"
33	95	DENZ	Nico	ALM	GER			09'31"	33	186	POTTER	Michael	AUS	AUS	20h57'48"	26'33"
34	53	DLAMINI	Nicholas	TDD	RSA			"	34	184	LEA	Jason	AUS	AUS	20h58'05"	26'50"
35	173	MARECZKO	Jakub	CPT	ITA			"	35	81	BOL	Cees	SUN	NED	20h58'36"	27'21"
36	117	STRAKHOV	Dmitrii	TKA	RUS			"	36	173	MARECZKO	Jakub	CPT	ITA	21h01'48"	30'33"
37	62	BAUHAUS	Phil	TBM	GER			13'31"	37	95	DENZ	Nico	ALM	GER	21h01'56"	30'41"
38	163	HALVORSEN	Kristoffer	SKY	NOR			"	38	163	HALVORSEN	Kristoffer	SKY	NOR	21h04'09"	32'54"
39	185	VAN DER PLOEG	Neil	AUS	AUS			"	39	185	VAN DER PLOEG	Neil	AUS	AUS	21h04'55"	33'40"
40	177	SAJNOK	Szymon	CPT	POL			"	40	94	COSNEFROY	Benoit	ALM	FRA	21h07'30"	36'15"
41	94	COSNEFROY	Benoit	ALM	FRA			"	41	177	SAJNOK	Szymon	CPT	POL	21h18'40"	47'25"

**Abandon**

132 CASTRILLO ZAPATER Jaime MOV ESP

1 coureur(s).



## TEAM CLASSIFICATION STAGE 6

### BE SAFE BE SEEN MAC - STAGE 6

SUNDAY, JANUARY 20, 2019

Stage classification Distance : 151,500 km				General classification Distance totale : 827.500 km			
Rk	Team	Time	Gap	Rk	Team	Time	Gap
1	UAE TEAM EMIRATES 47 / 45 / 46	10h31'49"	00"	1	UAE TEAM EMIRATES	61h34'22"	00"
2	TEAM DIMENSION DATA 57 / 54 / 55	10h32'02"	13"	2	BAHRAIN - MERIDA	61h35'05"	43"
3	BAHRAIN - MERIDA 63 / 61 / 65	10h32'04"	15"	3	TEAM DIMENSION DATA	61h35'17"	55"
4	TEAM SUNWEB 83 / 84 / 86	10h32'28"	39"	4	TEAM SUNWEB	61h35'33"	01'11"
5	MOVISTAR TEAM 133 / 135 / 134	10h32'36"	47"	5	MOVISTAR TEAM	61h36'16"	01'54"
6	TEAM JUMBO - VISMA 151 / 152 / 153	10h32'54"	01'05"	6	MITCHELTON - SCOTT	61h36'32"	02'10"
7	TEAM SKY 165 / 167 / 162	10h33'16"	01'27"	7	TEAM JUMBO - VISMA	61h37'12"	02'50"
8	MITCHELTON - SCOTT 1 / 6 / 7	10h33'31"	01'42"	8	TEAM SKY	61h39'55"	05'33"
9	AG2R LA MONDIALE 91 / 97 / 96	10h34'53"	03'04"	9	GROUPAMA - FDJ	61h40'58"	06'36"
10	GROUPAMA - FDJ 124 / 125 / 121	10h35'22"	03'33"	10	BORA - HANSGROHE	61h41'46"	07'24"
11	UNISA - AUSTRALIA 181 / 182 / 187	10h35'49"	04'00"	11	DECEUNINCK - QUICK - STEP	61h42'15"	07'53"
12	TREK - SEGAFREDO 21 / 27 / 24	10h35'50"	04'01"	12	UNISA - AUSTRALIA	61h43'07"	08'45"
13	BORA - HANSGROHE 15 / 14 / 16	10h37'18"	05'29"	13	TEAM KATUSHA ALPECIN	61h43'55"	09'33"
14	DECEUNINCK - QUICK - STEP 145 / 147 / 143	10h37'38"	05'49"	14	EF EDUCATION FIRST	61h48'52"	14'30"
15	LOTTO - SOUDAL 34 / 33 / 35	10h37'42"	05'53"	15	TREK - SEGAFREDO	61h50'41"	16'19"
16	EF EDUCATION FIRST 71 / 76 / 77	10h39'38"	07'49"	16	LOTTO - SOUDAL	61h52'10"	17'48"
17	TEAM KATUSHA ALPECIN 113 / 116 / 115	10h39'45"	07'56"	17	AG2R LA MONDIALE	61h55'54"	21'32"
18	ASTANA PRO TEAM 107 / 102 / 101	10h41'16"	09'27"	18	ASTANA PRO TEAM	61h56'35"	22'13"
19	CCC TEAM 172 / 174 / 175	10h43'03"	11'14"	19	CCC TEAM	62h05'40"	31'18"




## BONUSES 6

### BE SAFE BE SEEN MAC - STAGE 6 SUNDAY, JANUARY 20, 2019

Stage						Total					
RK	Bib	Name FirstName	Nat	Team	Bonus	Rk	Bib	Name FirstName	Nat	Team	Bonus
<b>Ziptrak Sprint #1 - Snapper Point - km 63.4</b>						1	171	BEVIN Patrick	NZL	CPT	26"
1	156	VAN POPPEL Danny	NED	TJV	03"	2	1	IMPEY Daryl	RSA	MTS	23"
2	187	WHITE Nick	AUS	AUS	02"	3	11	SAGAN Peter	SVK	BOH	20"
3	136	SUTTERLIN Jasha	GER	MOV	01"	4	141	VIVIANI Elia	ITA	DQT	16"
<b>Ziptrak Sprint #2 - Snapper Point - km 103.4</b>						5	44	PHILIPSEN Jasper	BEL	UAD	11"
1	156	VAN POPPEL Danny	NED	TJV	03"	6	21	PORTE Richie	AUS	TFS	10"
2	17	PÖSTLBERGER Lukas	AUT	BOH	02"	7	107	SANCHEZ GIL Luis Leon	ESP	AST	10"
3	187	WHITE Nick	AUS	AUS	01"	8	156	VAN POPPEL Danny	NED	TJV	10"
<b>Finish - Willunga Hill - km 151.5</b>						9	31	EWAN Caleb	AUS	LTS	06"
1	21	PORTE Richie	AUS	TFS	10"	10	87	WALSCHEID Maximilian Richard	GER	SUN	06"
2	165	POELS Wout	NED	SKY	06"	11	106	ZAKHAROV Artyom	KAZ	AST	06"
3	1	IMPEY Daryl	RSA	MTS	04"	12	165	POELS Wout	NED	SKY	06"
						13	187	WHITE Nick	AUS	AUS	06"
						14	86	STORER Michael	AUS	SUN	05"
						15	184	LEA Jason	AUS	AUS	05"
						16	173	MARECZKO Jakub	ITA	CPT	04"
						17	37	DE GENDT Thomas	BEL	LTS	03"
						18	136	SUTTERLIN Jasha	GER	MOV	03"
						19	17	PÖSTLBERGER Lukas	AUT	BOH	02"
						20	65	PERNSTEINER Hermann	AUT	TBM	02"
						21	95	DENZ Nico	GER	ALM	02"
						22	163	HALVORSEN Kristoffer	NOR	SKY	02"
						23	3	EDMONDSON Alexander	AUS	MTS	01"
						24	94	COSNEFROY Benoit	FRA	ALM	01"
						25	121	SCOTSON Miles	AUS	GFC	01"
						26	127	VINCENT Léo	FRA	GFC	01"
						27	176	VENTOSO ALBERDI Francisco Jose	ESP	CPT	01"

Total des Bonifications : 03'09"

## START LIST STAGE 0

MTS MITCHELTON - SCOTT		SUN TEAM SUNWEB		SKY TEAM SKY	
1	IMPEY Daryl  1 er en 20h30'42"	81	*BOL Cees 109e à 27'54"	161	DOULL Owain 99e à 25'46"
2	DURBRIDGE Luke 78e à 19'08"	82	FRÖHLINGER Johannes 79e à 19'22"	162	ELISSONDE Kenny 44e à 07'07"
3	EDMONDSON Alexander 64e à 14'46"	83	*HAMILTON Christopher  6e à 33"	163	*HALVORSEN Kristoffer 117e à 33'27"
4	HAYMAN Mathew 84e à 21'51"	84	*HINDLEY Jai 18e à 01'06"	164	KNEES Christian 87e à 22'23"
5	HEPBURN Michael 65e à 14'58"	85	KANTER Max AB 3	165	POELS Wout 3e à 17"
6	*HAMILTON Lucas 19e à 01'18"	86	*STORER Michael 28e à 02'00"	166	ROWE Luke 89e à 23'00"
7	MEYER Cameron 34e à 02'45"	87	WALSCHIED Maximilian 120e à 34'07"	167	VAN BAARLE Dylan 16e à 53"
BOH BORA - HANSGROHE		ALM AG2R LA MONDIALE		CPT CCC TEAM	
11	SAGAN Peter 55e à 10'16"	91	LATOUP Pierre-Roger 32e à 02'21"	171	BEVIN Patrick  41e à 05'38"
12	BODNAR Maciej 97e à 24'33"	92	BAGDONAS Gediminas 116e à 32'00"	172	DE LA PARTE Victor 67e à 15'57"
13	GATTO Oscar 123e à 36'35"	93	CHEVRIER Clément 72e à 16'57"	173	*MARECZKO Jakub 114e à 31'06"
14	MCCARTHY Jay 33e à 02'31"	94	*COSNEFROY Benoit 124e à 36'48"	174	OWSIAN Lukasz 98e à 24'52"
15	*MUHLBERGER Gregor 21e à 01'35"	95	*DENZ Nico 115e à 31'14"	175	ROSSKOPF Joseph 62e à 13'47"
16	OSS Daniel 52e à 09'40"	96	DUPONT Hubert 47e à 08'06"	176	VENTOSO ALBERDI 112e à 30'39"
17	POSTLBERGER Lukas 127e à 41'13"	97	*PETERS Nans 81e à 20'14"	177	*SAJNOK Szymon 129e à 47'58"
TFS TREK - SEGAFREDO		AST ASTANA PRO TEAM		AUS UNISA - AUSTRALIA	
21	PORTE Richie 2e à 13"	101	*BALLERINI Davide 83e à 21'22"	181	*HARPER Chris 26e à 01'48"
22	CLARKE William 96e à 24'29"	102	BOARO Manuele 92e à 23'56"	182	*SUNDERLAND Dylan 30e à 02'11"
23	DE KORT Koen 106e à 27'08"	103	DE VREESE Laurens 102e à 26'51"	183	*TOOVEY Ayden 73e à 16'59"
24	PANTANO Jarlison 51e à 09'07"	104	FOMINYKH Daniil 85e à 22'06"	184	*LEA Jason  107e à 27'23"
25	*MULLEN Ryan 66e à 15'55"	105	*GIDICH Yevgeniy 63e à 13'48"	185	*VAN DER PLOEG Neil 121e à 34'13"
26	REIJNEN Kiel 126e à 40'32"	106	ZAKHAROV Artyom 103e à 27'02"	186	*POTTER Michael 105e à 27'06"
27	STETINA Peter 50e à 09'05"	107	SANCHEZ GIL Luis Leon 4e à 19"	187	*WHITE Nick 58e à 11'38"
LTS LOTTO - SOUDAL		TKA TEAM KATUSHA ALPECIN			
31	*EWAN Caleb 95e à 24'21"	111	DOWSETT Alex 128e à 42'54"		
32	BLYTHE Adam 113e à 30'39"	112	DEBUSSCHERE Jens 118e à 33'29"		
33	MARCZYNSKI Tomasz 54e à 09'55"	113	*GUERREIRO Ruben 8e à 40"		
34	HAGEN Carl Fredrik 36e à 03'16"	114	HAAS Nathan 125e à 37'21"		
35	HANSEN Adam 75e à 18'10"	115	HALLER Marco 61e à 12'11"		
36	KLUGE Roger 110e à 28'44"	116	KUZNETSOV Viacheslav 38e à 04'33"		
37	DE GENDT Thomas 74e à 17'20"	117	*STRAKHOV Dmitrii 57e à 11'19"		
UAD UAE TEAM EMIRATES		GFC GROUPAMA - FDJ			
41	BYSTRÖM Sven Erik 53e à 09'55"	121	*SCOTSON Miles 43e à 06'07"		
42	SUTHERLAND Rory 111e à 30'24"	122	HOELGAARD Daniel 90e à 23'05"		
43	*OLIVEIRA ALVES Ivo 88e à 22'37"	123	LADAGNOUS Matthieu 70e à 16'27"		
44	*PHILIPSEN Jasper 77e à 18'41"	124	LUDVIGSSON Tobias 23e à 01'37"		
45	*POGACAR Tadej 13e à 43"	125	MORABITO Steve 25e à 01'48"		
46	POLANC Jan 15e à 53"	126	*FRANKINY Kilian 69e à 16'27"		
47	ULISSI Diego 9e à 40"	127	*VINCENT Léo 80e à 19'50"		
TDD TEAM DIMENSION DATA		MOV MOVISTAR TEAM			
51	VALGREN ANDERSEN 37e à 04'00"	131	*CARRETERO Hector 45e à 07'24"		
52	BAK Lars Ytting 40e à 05'23"	132	CASTRILLO ZAPATER AB 6		
53	*DLAMINI Nicholas 100e à 25'57"	133	FERNANDEZ Ruben 60e à 12'09"		
54	*GIBBONS Ryan 11e à 43"	134	MAS Lluís 24e à 01'44"		
55	*O'CONNOR Ben 20e à 01'27"	135	PRADES REVERTER 22e à 01'36"		
56	*DAVIES Scott 59e à 12'04"	136	SUTTERLIN Jasha 56e à 10'48"		
57	SLAGTER Tom-Jelte 17e à 01'01"	137	VALLS Rafael 42e à 05'47"		
TBM BAHRAIN - MERIDA		DQT DECEUNINCK - QUICK - STEP			
61	POZZOVIVO Domenico 14e à 43"	141	VIVIANI Elia 119e à 33'56"		
62	*BAUHAUS Phil 94e à 24'14"	142	SABATINI Fabio 104e à 27'05"		
63	DENNIS Rohan 5e à 26"	143	MORKOV Michael 101e à 26'11"		
64	HAUSSLER Heinrich 49e à 08'49"	144	HONORÉ Mikkel Frølich NP 5		
65	PERNSTEINER Hermann 27e à 01'48"	145	DEVENYNS Dries 10e à 40"		
66	ARASHIRO Yukiya 39e à 05'19"	146	*KNOX James 48e à 08'24"		
67	SIEBERG Marcel 122e à 34'22"	147	*CAVAGNA Rémi 29e à 02'01"		
EF1 EF EDUCATION FIRST		TJV TEAM JUMBO - VISMA			
71	WOODS Michael 7e à 38"	151	BENNETT George 12e à 43"		
72	DOCKER Mitchell 93e à 23'57"	152	GESINK Robert 31e à 02'12"		
73	MCLAY Daniel AB 6	153	*HOFSTEDE Lennard 35e à 03'01"		
74	MORTON Lachlan 82e à 20'23"	154	LINDEMAN Bert-Jan 108e à 27'37"		
75	SCULLY Thomas 86e à 22'10"	155	LEEZER Thomas 71e à 16'52"		
76	*WHELAN James 46e à 07'47"	156	VAN POPPEL Danny 68e à 16'25"		
77	BETTIOLO Alberto 76e à 18'33"	157	WYNANTS Maarten 91e à 23'17"		



**TOUR DOWN UNDER**

<b>MITCHELTON - SCOTT</b>	<b>18 800 €</b>
<b>TREK - SEGAFREDO</b>	<b>10 900 €</b>
<b>CCC TEAM</b>	<b>8 850 €</b>
<b>UAE TEAM EMIRATES</b>	<b>7 900 €</b>
<b>BORA - HANSGROHE</b>	<b>7 700 €</b>
<b>TEAM SKY</b>	<b>7 300 €</b>
<b>ASTANA PRO TEAM</b>	<b>5 650 €</b>
<b>DECEUNINCK - QUICK - STEP</b>	<b>5 400 €</b>
<b>TEAM SUNWEB</b>	<b>5 100 €</b>
<b>TEAM JUMBO - VISMA</b>	<b>4 450 €</b>
<b>BAHRAIN - MERIDA</b>	<b>3 600 €</b>
<b>TEAM KATUSHA ALPECIN</b>	<b>2 800 €</b>
<b>LOTTO - SOUDAL</b>	<b>2 250 €</b>
<b>TEAM DIMENSION DATA</b>	<b>2 200 €</b>
<b>EF EDUCATION FIRST</b>	<b>1 700 €</b>
<b>UNISA - AUSTRALIA</b>	<b>1 200 €</b>
<b>MOVISTAR TEAM</b>	<b>1 200 €</b>
<b>GROUPAMA - FDJ</b>	<b>900 €</b>
<b>AG2R LA MONDIALE</b>	<b>100 €</b>
<b>TOTAL :</b>	<b>98 000 €</b>

**Communications of the Commissaire's Panel.**

**A total of 61 bikes were checked today for technological fraud including the Stage Winner and GC Winner.**

**Rider Number 44, Jasper Philipsen, Team Emirates, UCI-ID 100 144 148 275 43. Fined 200 Swisse Francs and his manager Neil Stephens fined 100 Swisse Francs. [Regulation 2.12.007 Article 3.6], (number not visible).**